

What is a virtual tour?


A virtual tour is a digital version of a walk through a network of streets or passages or any kind of thoroughfare. In order to follow this guide, you should understand what is meant by a quad:

Quads




The best way to explore a Photosynth is with quads. These are the semi-transparent white rectangles you see when mousing over the photos. Each quad represents another photo that matched into the scene. Click one to navigate to it.


In this example we will take a virtual tour through a hot house. You can do this tour yourself online by going to <http://photosynth.net/view.aspx?cid=17f6bfdc-37ee-49a8-93ac-afc41a0ddc8>



Once you mouse over the picture you will see smaller quads in the main picture:



Clicking on the smaller quad is the way to move forward in the tour. What you are actually doing is going to a "zoomed in" part of the view.



Mouse over the picture again and you will see a number of quads appear. Angular quads (with one side larger) than the other indicates that the view of that photo is at an angle – it will therefore take you in a new direction.

