

How to Play Angry Birds

[Edit](#)

Edited by

Snailpet, Mel, Spyagent, Postoum and 43 others

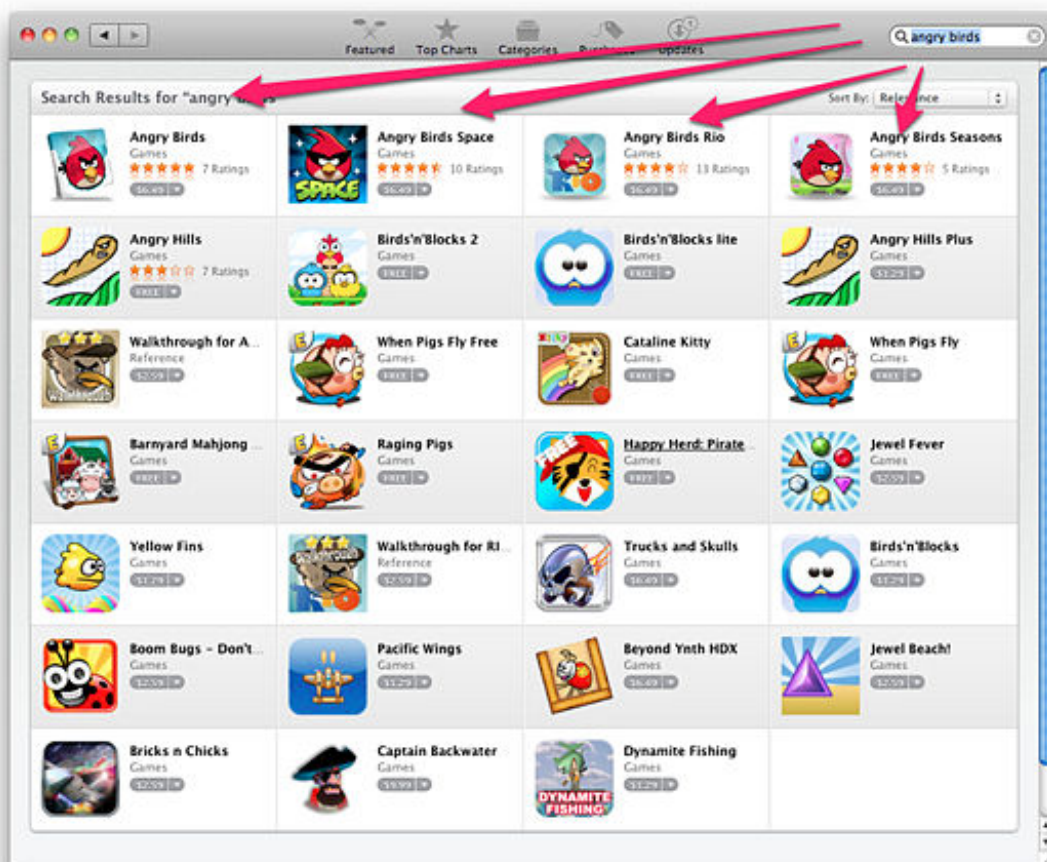
Angry Birds is a very widely known smartphone and electronic tablet application game that has been downloaded over 500 million times across platforms^[1]. Here's how to play this famous game if you haven't already tried it.



Steps

1. 1

Download the game to your phone, iPod, tablet or computer. There are both free and paid versions of Angry Birds, plus an occasional seasonal special. Try the free version first; that way you can determine whether you even enjoy the game or not (it's very likely that you will).



2. 2

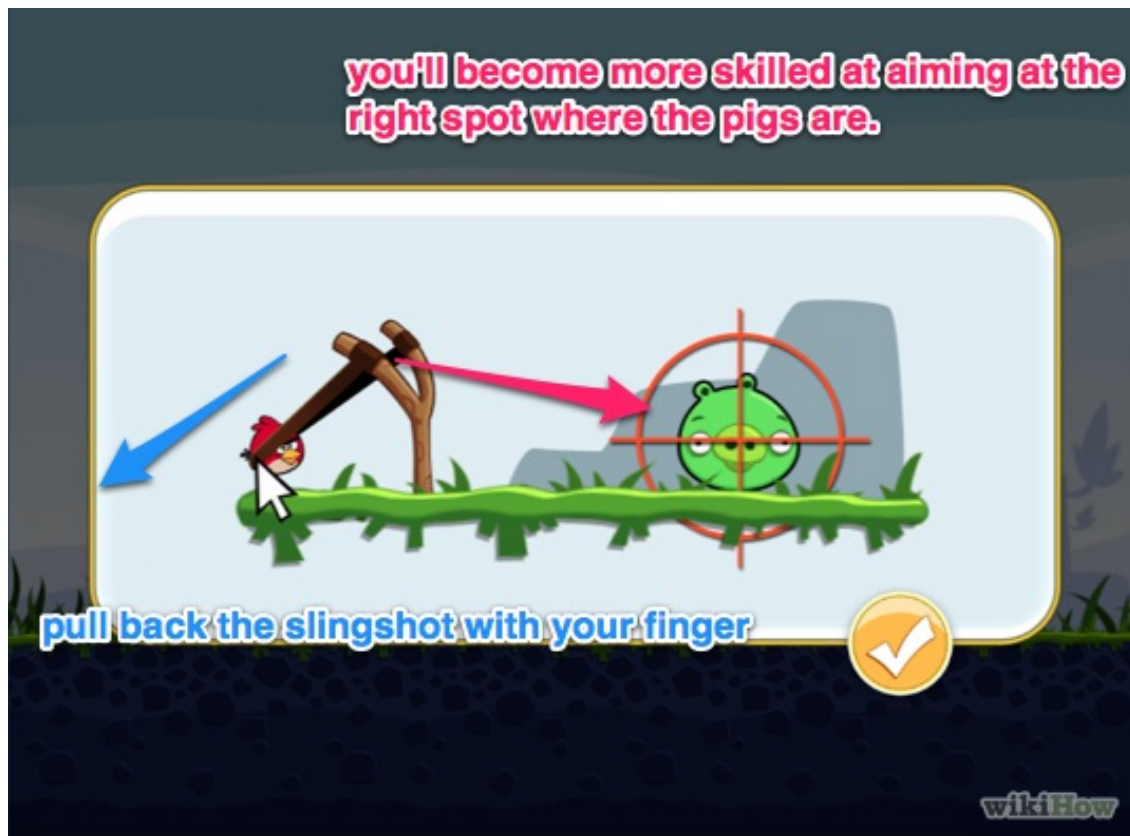
Understand what you're trying to do. The goal in each level is to get rid of the pigs. The complacent pigs are usually blocked by wood, glass, stone or another material arranged into creative structures. You will need to use the angry birds to get rid of both the obstacles and pigs.



- You can now get Angry Birds on a MacBook if you have the MacBook App store. Likewise, the PC version can also be downloaded from the official website (in the form of a trial, similar to the free versions on handheld devices). You have to purchase an activation key in order to fully unlock the game. You can also download the game through the Google Chrome web browser's app store.
- On an Android device the full version is available for free.

3. 3

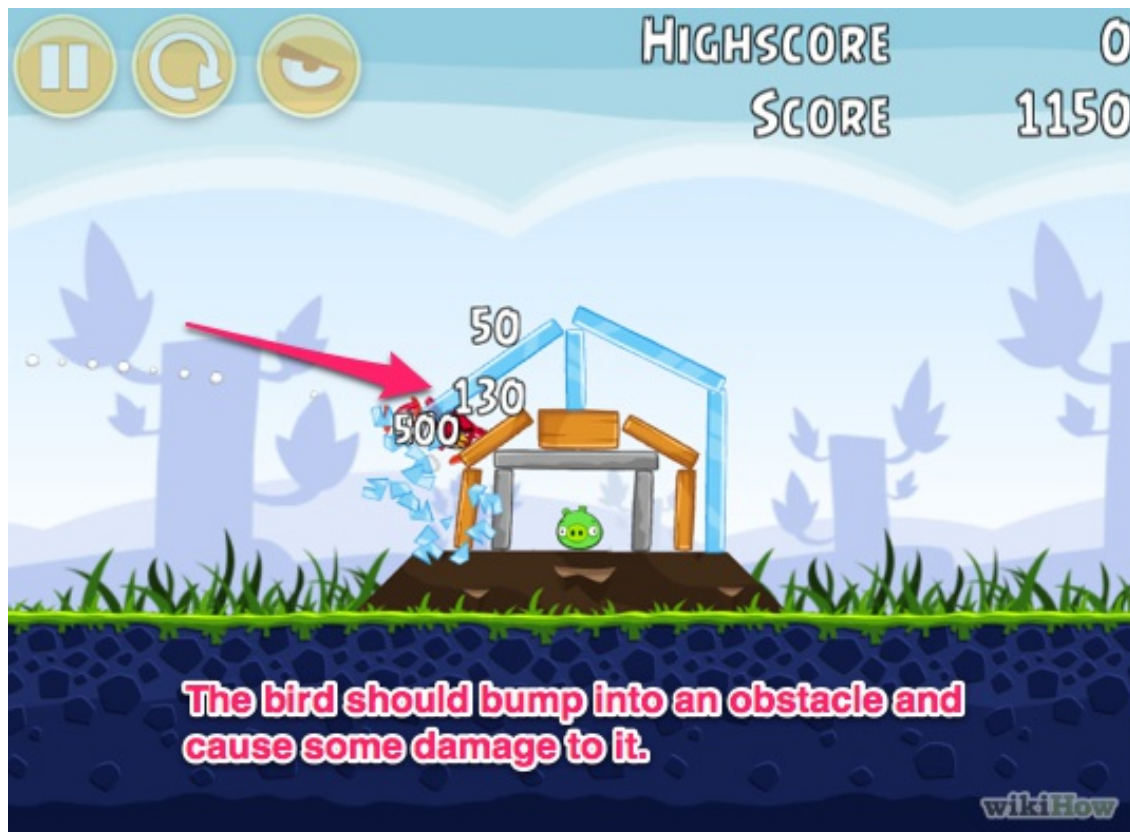
Start by pulling back the slingshot with your finger. Moving it up or down will determine how high or low the bird flies. The further back you pull the slingshot is how far or short the bird flies. Through practice, you'll become more skilled at aiming both at the right angle and at the right spot where the pigs are.



- If you have a computer version, you'll be using your mouse rather than your finger.

4. 4

Lift your finger off from the screen when you're ready. The bird should bump into an obstacle and cause some damage to it. Repeat this process until all of the pigs are gone or you've used up all of your birds.




5. 5

Know your birds. As you progress, you'll notice that there are different kinds of birds and they create different results when tapped. (You have to launch the birds first before tapping.) Here is what each bird does:



- Red bird: The most ordinary bird; it doesn't have any special effects other than being able to be catapulted into the pigs.
Red bird: The most ordinary bird; it doesn't have any special effects other than being able to be catapulted into the pigs.
- Blue bird: Tap the screen and it becomes three mini birds.
Blue bird: Tap the screen and it becomes three mini birds. This bird is best for breaking glass.
- Yellow bird: Tap the screen and it goes very fast.
Yellow bird: Tap the screen and it goes very fast. This bird works best on wood.
- Black bird: Tap the screen and it explodes instantly.
Black bird: Tap the screen and it explodes instantly. Let it hit an obstacle and after a short time delay it will explode. This bird works best on stone.
- White bird: Tap the screen and it will drop an explosive egg.
White bird: Tap the screen and it will drop an explosive egg. The corpse, if done right, will fly off and potentially cause additional damage. This bird also works best on stone.
- Green bird: Tap the screen and it will fly back.
Green bird: Tap the screen and it will fly back. This bird is similar to a boomerang.
- Big Brother bird: Similar to the red bird, but bigger in size and more powerful.
Big Brother bird: Similar to the red bird, but bigger in size and more powerful.
- Orange Bird: Very small, but swells up to big proportions. Try to squeeze it into tight spaces.
- Pink Bird: Small, but levitates objects with bubbles. Use her to disrupt the bottoms of tall towers.
- Mighty eagle: Press the button at the top of the screen and a sardine can appears.
Mighty eagle: Press the button at the top of the screen and a

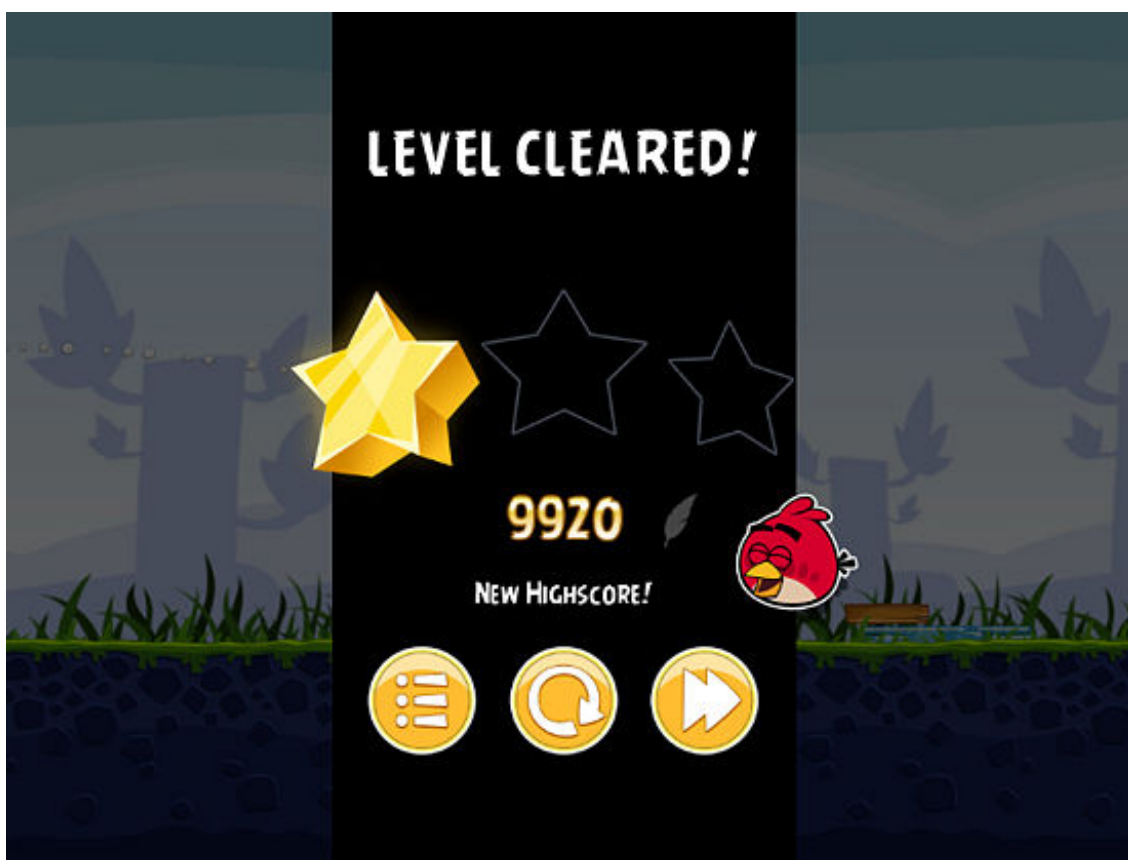


sardine can appears. Launch the sardines and the mighty eagle will appear. You have to pay for this feature and once you use it on an unsolved level you have to wait another hour before using it on the next level. You will not get any stars for using this bird.

6. 6

Get through each level. You pass a level once you get rid of all the pigs on that level. If you don't pass the level on your first try, you can easily try again.





- There are seven different groups of levels in the game. Complete a group of levels and unlock another group of levels in the game. In the Angry Bird seasons version there are ten groups of levels. You can also get Angry Birds Rio which has two groups of levels.

7. 7

Once you finish the whole episode (made of two or three groups of levels), the game will encourage you to try to get all three stars in levels. This can take quite a while (fortunately, as who wants all the fun to end?). There are guides available either as separate apps or videos on sites such as YouTube and these can be of great help.



Video

Tips

- Check the App store for new angry bird applications and updates.
- Look at cheat guides (online, on YouTube, etc.) if you can't get three stars or even pass a level.
- Try and get three stars on each level. The amount of stars you get depends on your score that you got. You can replay levels to get three stars. The mighty eagle has a different rating.
- There's an online shop for Angry Birds merchandise such as soft toys and clothing. This online shop also has Angry Birds pig merchandise. These items can also be found in video game shops as well.
- You can buy Angry Birds Seasons with Christmas, Halloween, Valentines, St. Patrick's Day, Easter, and summer themed levels.
- Google subscribers can play Angry Birds by navigating to their Google+ page and locating Angry Birds in the online games.
- Analyze the structure beforehand for any weak points, for example, weak supports, vulnerable foundations or places where you can get explosives into that can inflict lots of structural damage. That way you will have an idea of where to hit and even plan on how to use each of your birds.
- You can unlock golden eggs throughout the game. The golden eggs are usually hidden though.
- Some levels can be passed by using just *one* bird only, some with 3-stars, some not (in this case, you need to use additional birds to destroy more objects to earn more points).
- Try to use the fewest birds possible this way you get the most stars possible.
- If you get a good shot, try to follow the dotted trail that the bird left behind.
- In angry birds seasons, look for and try to get the golden eggs. They unlock more special levels.

[Show 2 more tips](#)

Warnings

- If you use the mighty eagle to pass a level then it's out of action for an hour but if it's a level you already passed you can use the mighty eagle again.
- It's addictive!
- The free version doesn't have many levels.

Things You'll Need

- iTouch/iPhone/iPad/Mac Book/Windows PC with Google Chrome web browser/G1/Android Phone/WebOS phone
- Money, for the full versions and the Mighty Eagle

Related wikiHows

Sources and Citations

Featured Article

Categories: [Featured Articles](#) | [Multi Platform Smartphone Applications](#)

Recent edits by: Bananaman64, Lilly, Chris



Creative Commons, Attribution, Non-Commercial, Share Alike (South Africa)
ICT4RED (<http://ict4red.blogspot.com>)
Tutorial creator: Maggie Verster