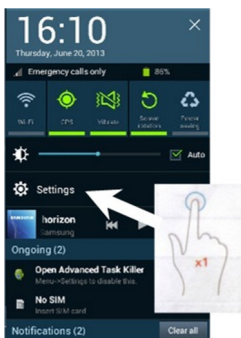
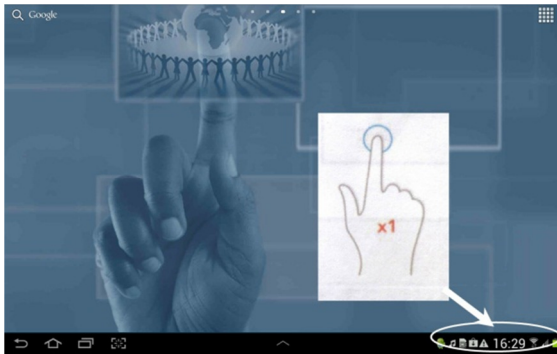
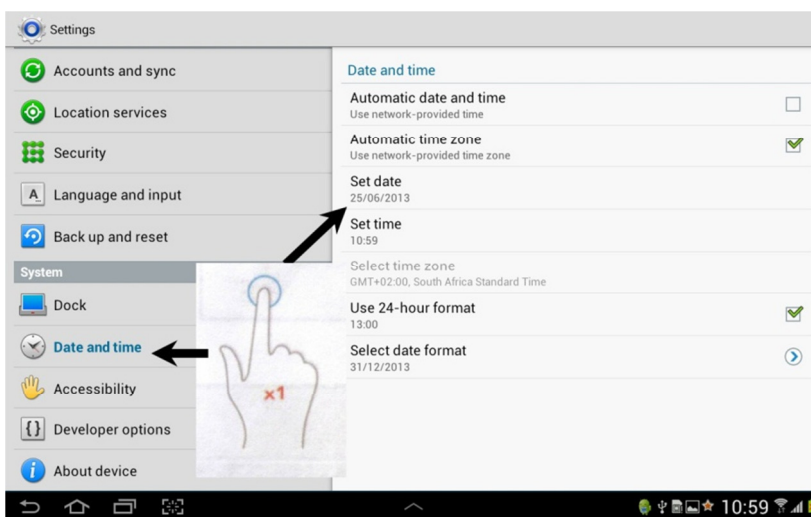


How to change the date/time setting

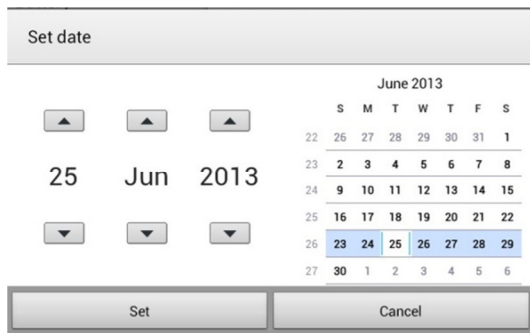
1. Touch and open the settings menu



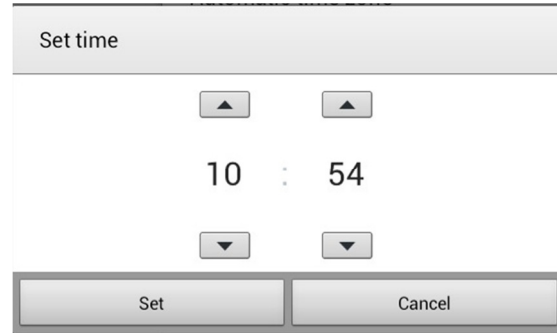
2. Scroll down to the **System** section of the *Settings menu*.



3. Tap on **Date and time**. The date and time may be set to **Automatic date and time**. Uncheck that if necessary and then click on **Set date** or **Set time** to set the correct date/time.



or



4. Touch **Set** when you have completed the changes



Creative Commons, Attribution, Non-Commercial, Share Alike (South Africa)
ICT4RED (<http://ict4red.blogspot.com>)
Tutorial creator: Maggie Verster