


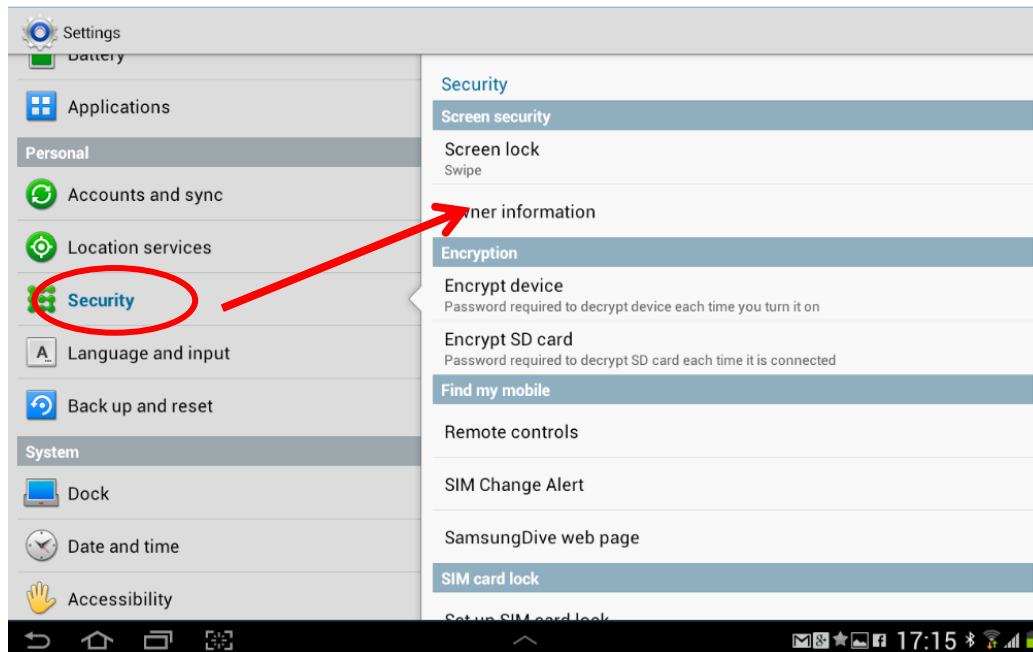
How to change your tablets owner information

Change the owner information on the tablet

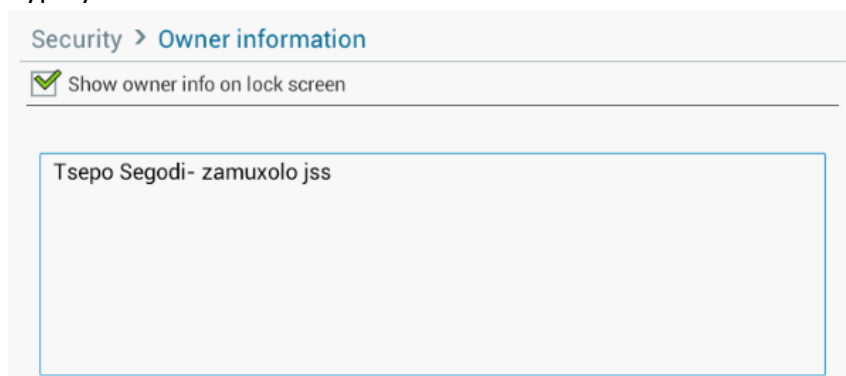
1. Go to **Settings** → Swipe up from bottom right hand corner and choose **Settings** or choose **Settings** from the apps window (Apps icon top right → Settings)



2. Scroll down and tap on **Security** under Personal, on the left hand side.



3. Tap on **Owner Information** → Tick **Show owner information on lock screen**
4. Type your name and school in the text box:



5. Switch your tablet to sleep and switch it on again to see if display your name on the lock screen

