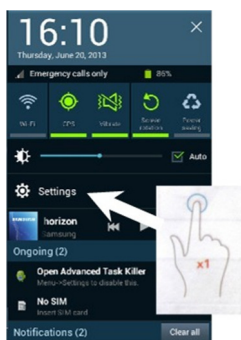
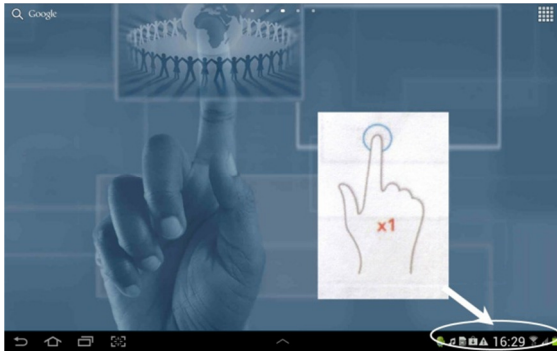
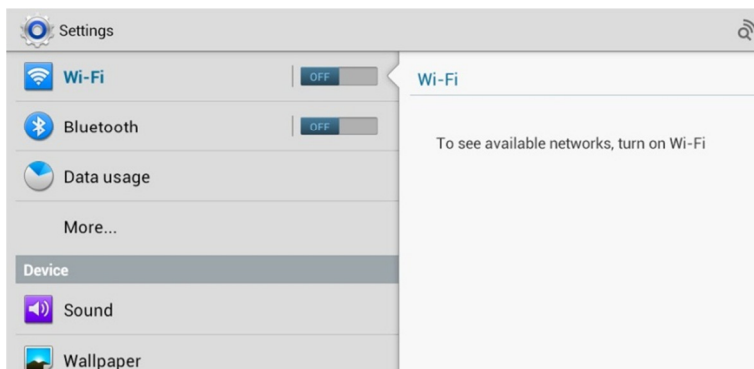


How to set up a Wi-Fi connection

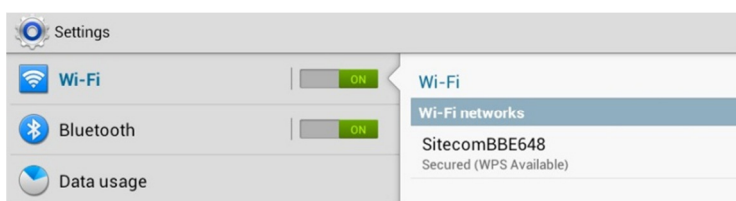
1. Touch and open the settings menu



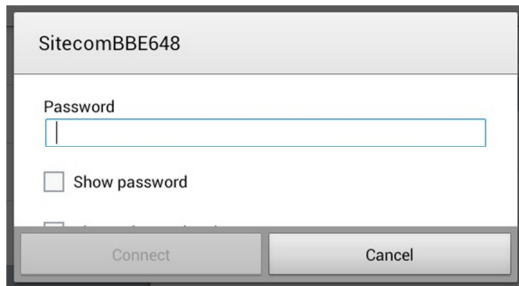
2. Touch **Wi-Fi**.
3. Ensure that your Wi-Fi is switched on. In the image below the Wi-Fi is not switched on.



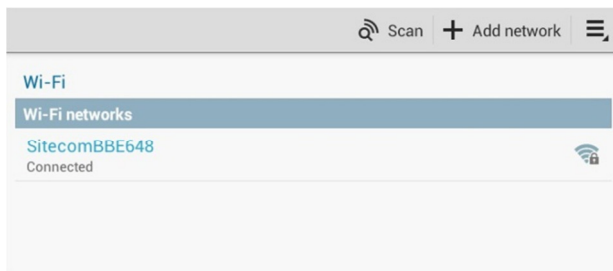
4. In the image below the Wi-Fi is on and one network has been detected and listed under **Wi-Fi networks**.



5. Touch on the name of the network that you want to connect to and type in the password.



6. If the connection is successful the network will be listed with the word "Connected" below it.



Creative Commons, Attribution, Non-Commercial, Share Alike (South Africa)
ICT4RED (<http://ict4red.blogspot.com>)
Tutorial creator: Maggie Verster