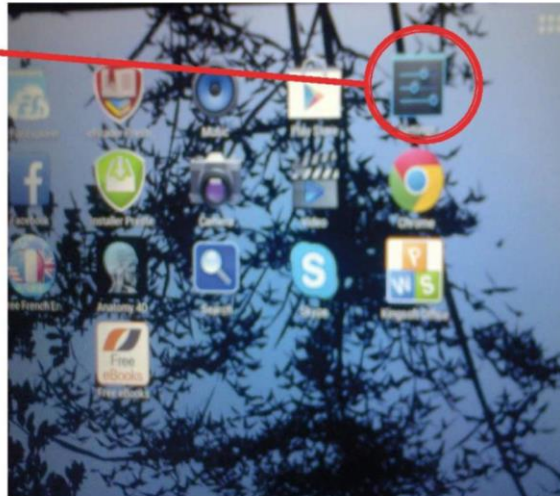


How to set data limits on the Pretigio Tablet (By Ayodele Ladokun)

1)

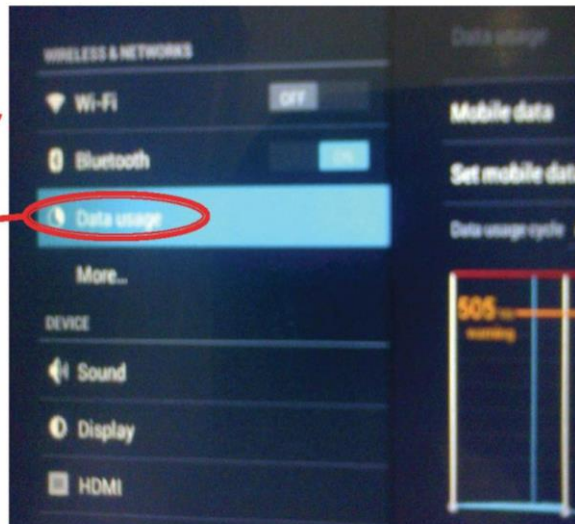
From the Menu, select the **settings** icon (click it)



2)

This takes you into the **Settings Control panel**

Then select the **data usage** option (Click)



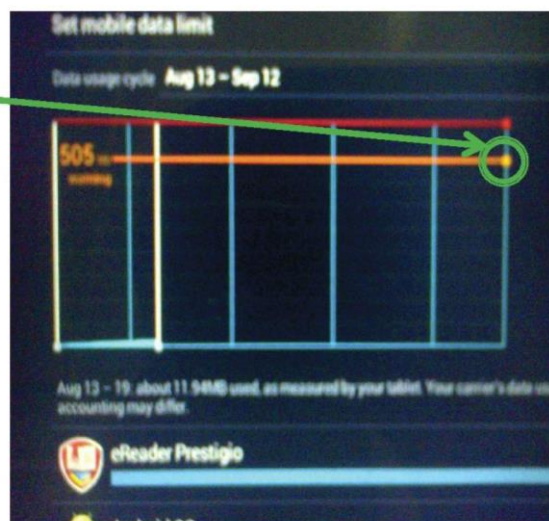
3)

After you click the **Data Usage** menu, select one of the **points** at the end of the **orange horizontal line**.

When you **click** the **point**, the shape of the **point** changes from:



To:

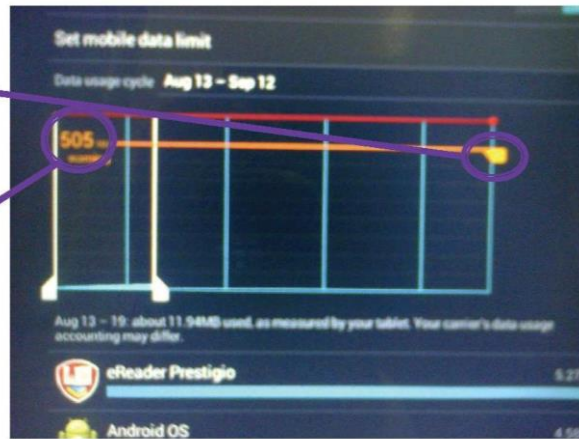


4)

Then **Click and drag** on the **point**



You can drag up or down to set the data limit (you will see the figure changing on the left side of the slide)



Creative Commons, Attribution, Non-Commercial, Share Alike (South Africa)
ICT4RED (<http://ict4red.blogspot.com>)
Tutorial creator: Aypdele Ladokun